

# UHF High Performance All-in-one Integrated RFID Reader



**Model : FU0043**

**Size : 130mm×130mm×50mm**

**Weight : 600g**

## Introduction

FU0043 is a high-performance UHF electronic tag reader and writer. It is designed with completely independent intellectual property rights and combined with a proprietary efficient signal processing algorithm to achieve rapid reading and writing of electronic tags while maintaining a high reading rate, can be widely used in various radio frequency identification (RFID) systems such as logistics, access control systems, anti-counterfeiting systems and production process control.

## Features

- Completely independent intellectual property design;
- Based on Impinj E710 reading and writing engine design, fully supports RFID tags that comply with EPC CLASS1 G2 standard;
- Working frequency 840~960MHz (can be adjusted according to the requirements of different countries or regions);
- Works in Frequency Hopping Spread Sprectrum (FHSS) or fixed frequency transmission mode;
- The output power is software-adjustable, with a step interval of 1db, and a maximum of 33dbm;
- Build in 6dBi Circular Antenna, typical reading range 7meters;
- Supports active, answer and other working modes with low-power design
- Power supply by a single DC+9V source.
- Supports interfaces such as RS232, RS485, Wiegand, GPIO, with optional TCPIP network interface.
- Customizable functions with high-reliability design, suitable for demanding working environments.

\*Effective distance varies depending on the tag and working environment.

## ELECTRIACL CHARACTERISTICS

- Absolute Maximum Rating

| ITEM                  | SYMBOL           | VALUE   | UNIT |
|-----------------------|------------------|---------|------|
| Supply Voltage        | VCC              | 16      | V    |
| Operating Temperature | T <sub>OPR</sub> | -10~+55 | °C   |
| Storage Temperature   | T <sub>STR</sub> | -20~+75 | °C   |

- SPECIFICATIONS

(Unless otherwise stated, specifications are based on TA = 25°C and VCC = +9V)

| ITEM | SYMBOL | MINIMUM | TYPICAL | MAXIMUM | UNIT |
|------|--------|---------|---------|---------|------|
|------|--------|---------|---------|---------|------|

|                     |      |     |      |      |     |
|---------------------|------|-----|------|------|-----|
| Supply Voltage      | VCC  | 9   | -    | 24   | V   |
| Operating Current   | Ic   |     | 1500 | 2000 | mA  |
| Operating Frequency | FREQ | 902 |      | 928  | MHz |

● INTERFACE CHARACTERISTICS



1. Power Interface (Model 5525)

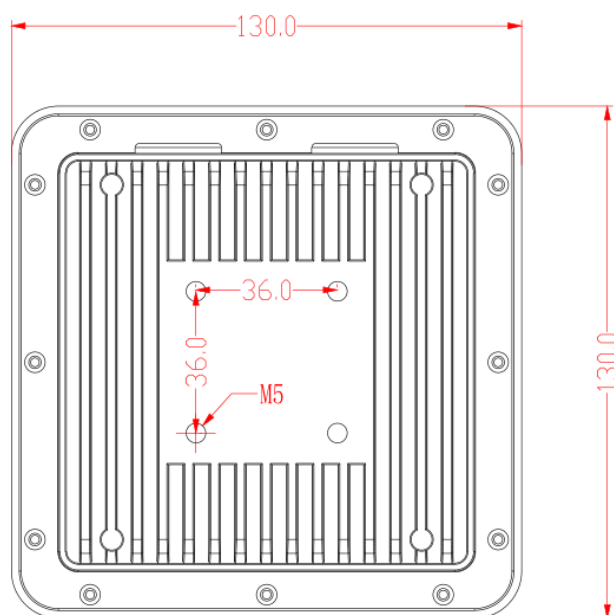
| NO.     | SYMBOL | DESCRIPTION                 |
|---------|--------|-----------------------------|
| Central | PWR    | Positive 9-24V Power Supply |
| Outer   | GND    | Power Ground                |

2. Serial Communication Interface RS232 (DB9 Female)

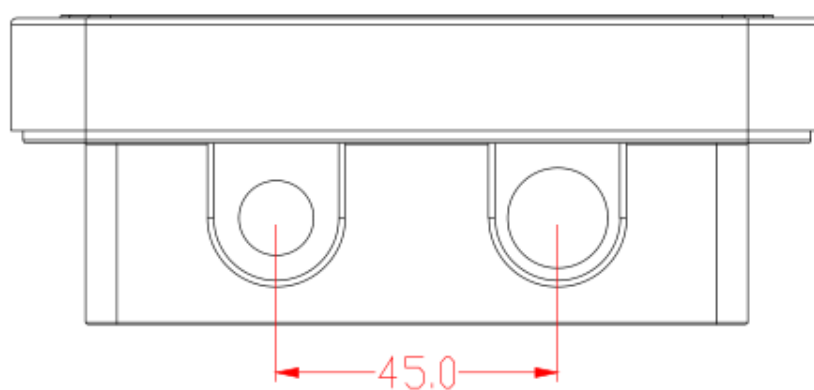
| NO. | SYMBOL | DESCRIPTION                      |
|-----|--------|----------------------------------|
| 1   | NC     | Reserved                         |
| 2   | TXD    | Serial Communication Data Output |
| 3   | RXD    | Serial Communication Data Input  |
| 4   | NC     | Reserved                         |

|   |     |               |
|---|-----|---------------|
| 5 | GND | Signal Ground |
| 6 | NC  | Reserved      |
| 7 | NC  | Reserved      |
| 8 | NC  | Reserved      |
| 9 | NC  | Reserved      |

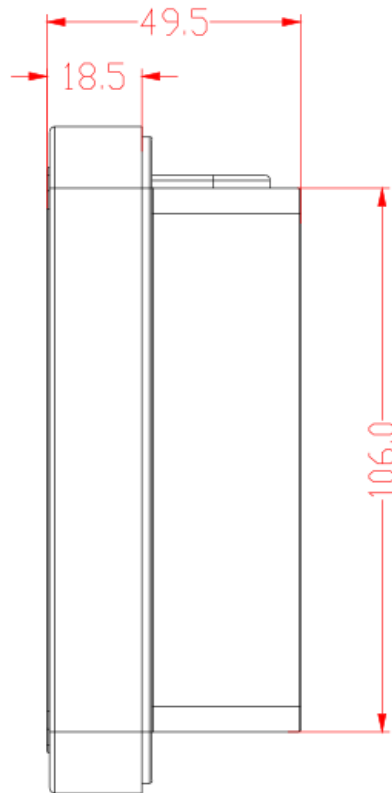
**MECHANICAL CHARACTERISTICS (Unit: mm)**



图一



图二



图二

*Remark:*

- 1. Specifications are subject to change, please pay attention to our latest one.*
- 2. Xiamen Innov Information Science & Technology Co. LTD. reserve the right to the final interpretation of the above terms.*